

Name(s) _____

Date _____

Caesar Cipher - Activity Guide

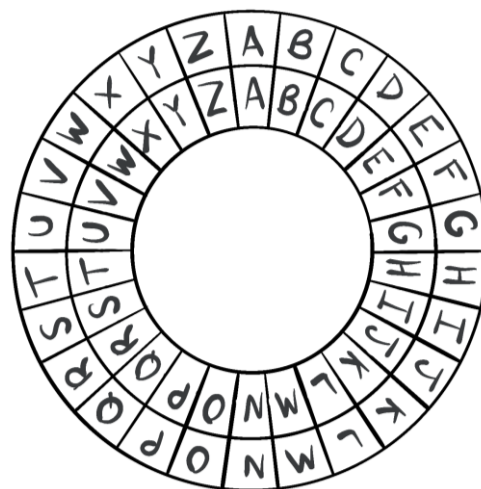


Getting Started

Watch Code Break Episode 3 Encryption with Ashton Kutcher & Mia Gil Epner

Set-Up:

- Cut out both wheels
- On the larger wheel, write the letters A-Z in order from left to right.
- On the smaller wheel, write the letters A-Z in order from left to right.
- Place the smaller wheel on top of the larger wheel.



To Use the Wheel:

- To encrypt a message:
 - Choose a secret key (a letter from B-Z)
 - Spin the smaller wheel so **A** on the larger wheel is matched up with the **key** on the smaller wheel.
 - Look for each letter on the smaller wheel. Write down the letter on the larger wheel. This is your secret code!
- To decrypt (or crack) a message:
 - Set up the wheel as before matching the key on the smaller wheel and the A on the larger wheel.
 - Look for each letter on the larger wheel. Write down the letter below on the smaller wheel. You've cracked the code!

Encrypt the following messages:

Look for the answers on the last page

Key: G

_____ _____ _____ _____ _____ _____
 H A P P Y B I R T H D A Y

Key: O

_____ _____ _____ _____ _____ _____
 W H A T I S Y O U R

_____ _____ _____ _____ _____ _____ _____
 F A V O R I T E C O L O R ?

Decrypt the following messages:


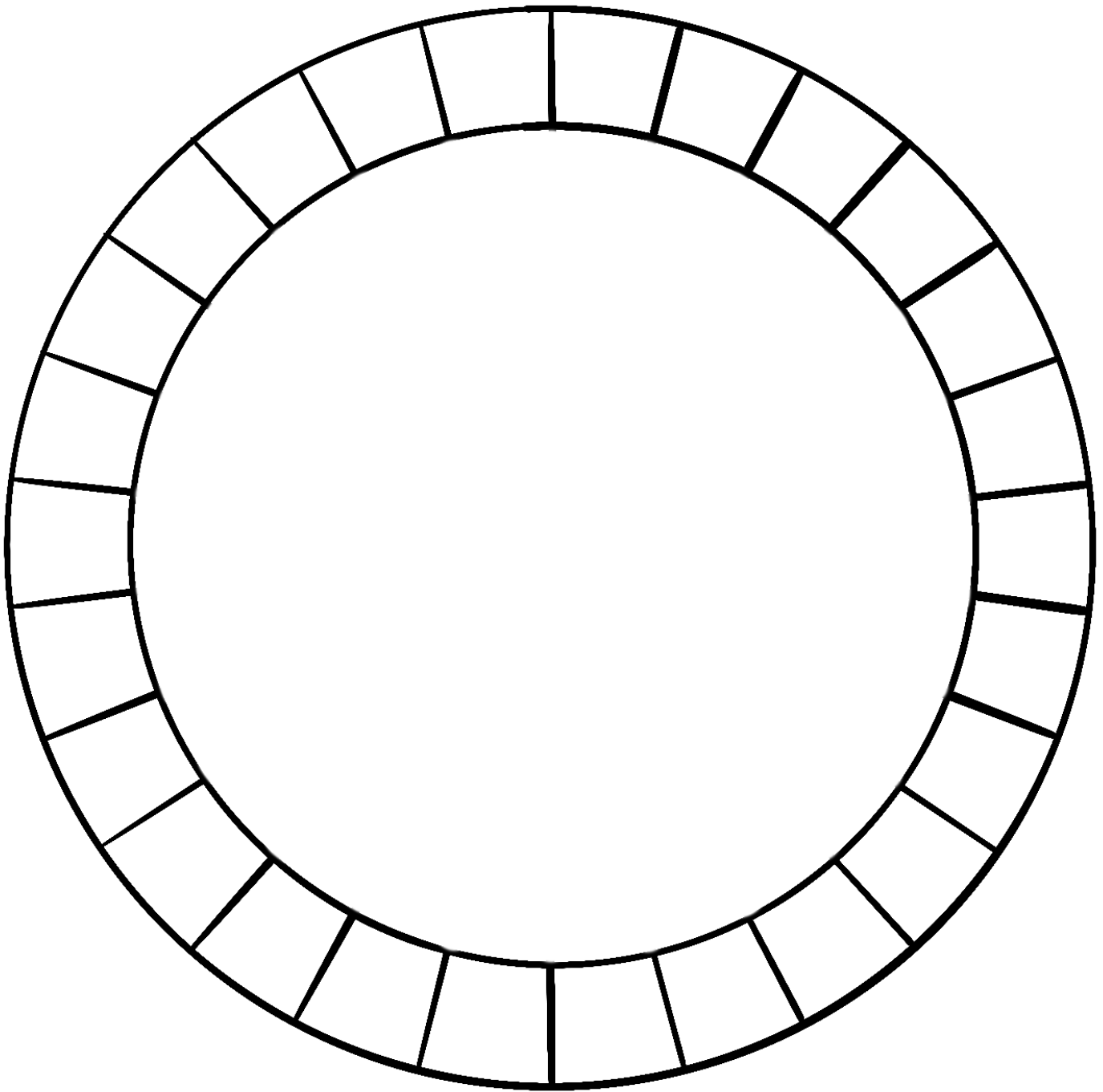
Key: D

_____ _____ _____ _____ _____ _____ _____
 B D D P X K A Y X Z L K

Key: T


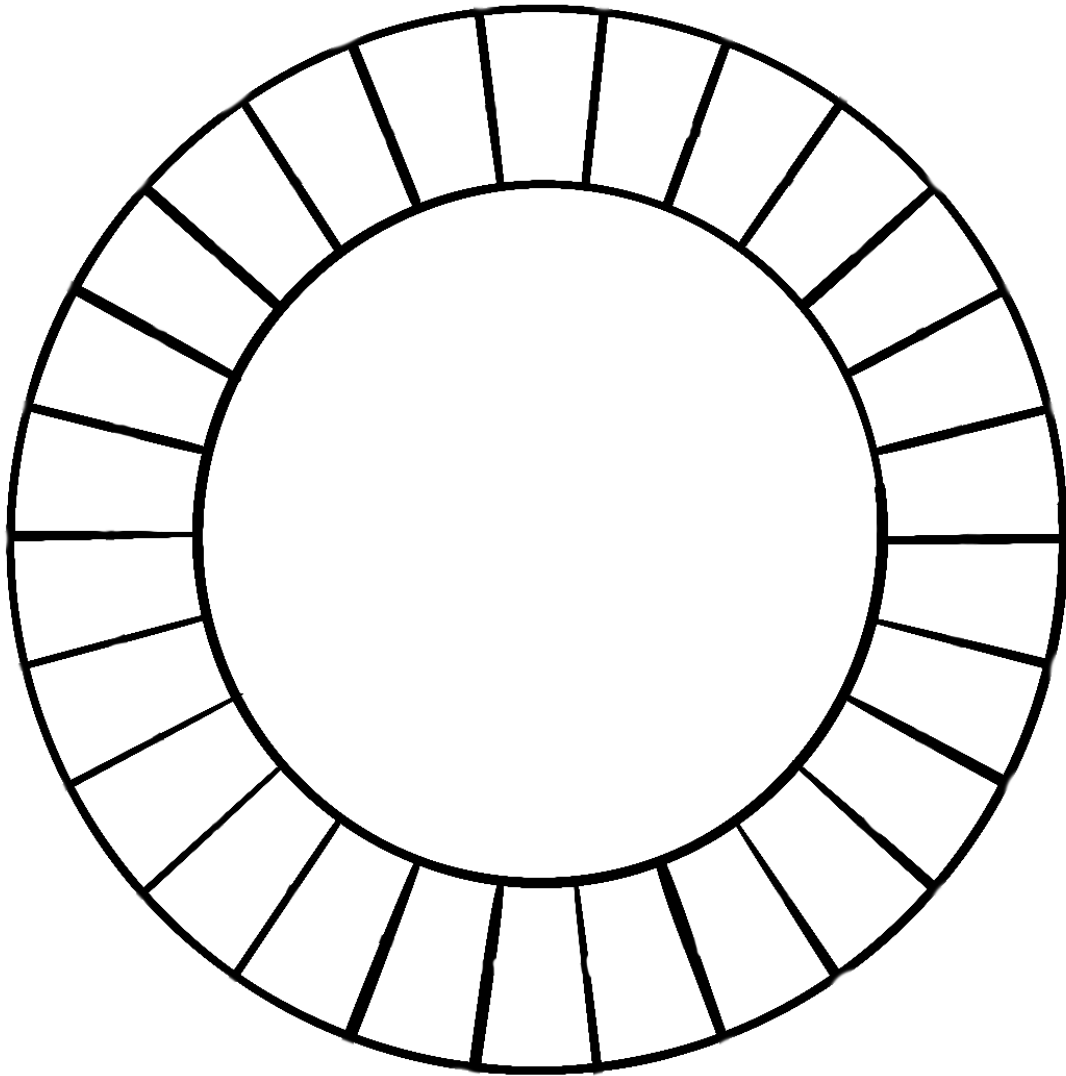
_____ _____ _____ _____ _____ _____ _____
 P S P R L L S L W O H U A Z

Take a picture of you using your Caesar Cipher wheel, and share it using the hashtag #CodeBreak



Cut out the circle

Take a picture of you using you Caesar CIPHER wheel, and share it using the hashtag #CodeBreak



Cut out the circle

Take a picture of you using your Caesar Cipher wheel, and share it using the hashtag #CodeBreak